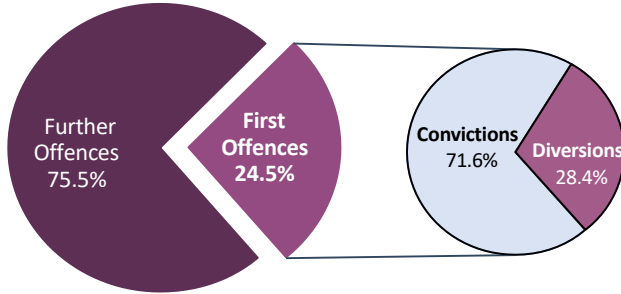
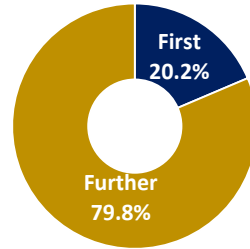


**28,154 cases** were dealt with by conviction or diversion in the justice system, with **6,886** of these being **first offences (24.5%)**

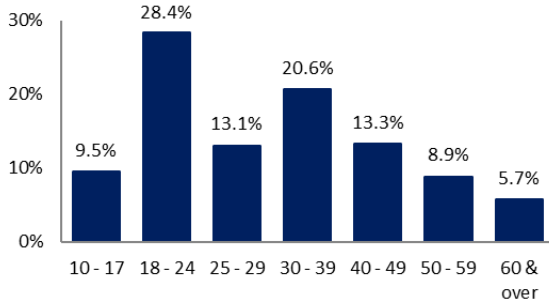


**20.2% of all convictions** were for **first offences**



## 2021-22 at a glance

**18 - 24 year olds** make up just over a quarter (**28.4%**) of first time entrants



**72.4%** were male  **27.6%** were female 

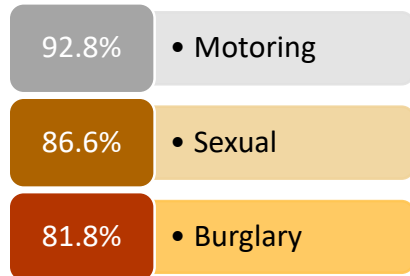
\*Figures for Males also include organisations, transgender and gender not specified.

**Motoring offences** accounted for **55.0%** of all first time entrants



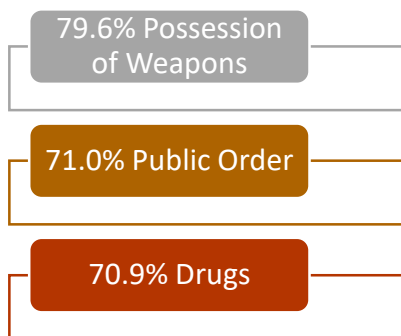
**57.0%** of first offences resulted in **Monetary penalties**

### Convictions



First offences in the **motoring, burglary and sexual offence** categories were mostly dealt with by **conviction**

### Diversions – out of court






First offences in the **possession of weapons, public order, drugs and criminal damage & arson** categories were mostly dealt with by **diversion**

**2.5%** of first offences resulted in **Imprisonment**



## 2021-22 compared to previous year

2020-21		2021-22		
4,799	Number of first time entrants	6,886		43.5%
22.4%	First time entrants as a proportion of all offenders	24.5%		2.1 percentage points
44.7%	First time entrants as proportion of all receiving diversions	52.3%		7.6 percentage points