

# Judicial Statistics 2025

Published June 2026



Department of  
**Justice**

An Roinn Dí agus Cirt  
Mánnystrie O tha Laa



Northern Ireland  
**Courts and  
Tribunals Service**  
[www.justice-ni.gov.uk/courts-and-tribunals](http://www.justice-ni.gov.uk/courts-and-tribunals)

# CONTENTS

■	1.	Key Findings	1
■	2.	Introduction	3
■	3.	Children Order	4
■	4.	County Court	6
■	5.	Court of Appeal	10
■	6.	Crown Court	11
■	7.	High Court	13
■	8.	Magistrates' Court	17
■	9.	Miscellaneous	19
■	10.	Sitting Days	21
■	11.	Appendix 1 Methodology	22

Produced by Northern Ireland Courts and Tribunals Service Statisticians, Department of Justice.

For further information contact:

Email: [statistics@courtsni.gov.uk](mailto:statistics@courtsni.gov.uk)

This bulletin is available on the [Department of Justice](#) website on the [NICTS Judicial Statistics](#) page.

These official statistics were independently reviewed by the Office for Statistics Regulation in 2011. They comply with the standards of trustworthiness, quality and value in the [Code of Practice for Statistics](#) and are therefore labelled as accredited official statistics. Accredited official statistics are called National Statistics in the Statistics and Registration Service Act 2007.

# 1

## Key Findings

This report provides an overview of Children Order and County, Court of Appeal, Crown, High and Magistrates' Courts' business during 2025 and how it compares with the comparative figures for the previous year. The key findings are summarised below -

### Children Order

- During the year there were 1,784 sittings (4,059 hours), 4,516 Children Order applications received and 4,261 disposed.
- The most common reason for transferring Children Order applications was complexity, (75%) and was the most common reason each year across the six-year time series.
- In terms of orders made, 1,210 were own motion, 9,091 were interim and 6,048 were final.
- The average waiting time for applications disposed was 50.0 weeks for public and 28.6 weeks for private law.
- Average processing times in weeks for both public and private law applications decreased between 2024 and 2025.

### County Court

- County Court and District Judges sat a total of 4,601 sitting days during the year. Within those days, 2,356 (51%) were majority Crown Court days; 1,750 (38%) were majority County Court Judge civil days; and 495 (11%) were majority District Judge civil days.
- In terms of receipts there were 12,972 civil bills, 148 equity, 766 ejectment and 8,049 small claims cases received.
- In terms of disposals there were 10,639 civil bills, 178 equity, 520 ejectment and 7,200 small claims cases disposed.
- 1,242 divorce decrees were granted, and 1,297 decrees absolute issued.
- Compared to last year, there was an increase in the receipts of civil bills and small claims, and for disposals an increase in the number of civil bills and equity cases.

### Court of Appeal

- Judges sat a total of 57 days on criminal Court of Appeal business and 121 days on civil Court of Appeal business.
- There were 95 criminal appeals received and 113 disposed, and 98 civil appeals received and 85 disposed.

### Crown Court

- During the year there were 2,779 Crown Court sittings with 1,609 cases and 1,891 defendants received and 1,376 cases and 1,691 defendants disposed.
- Average time from committal to hearing was 182 days and from conviction to disposal was 95 days.
- In comparison to the previous year the number of cases and defendants received increased and the number disposed decreased.

# 1

## Key Findings

### High Court

- There were 1,972 High Court sitting days during the year. The highest proportion of these days was spent on Bails business (22%).
- The Chancery Division received 2,246 and disposed of 2,152 cases. Of the 2,246 cases received 59% were Chancery, 20% bankruptcy and 20% companies.
- In terms of King's Bench business, 5,501 writs and originating summons were received and 2,648 were disposed; 2,294 applications were received and 1,796 applications were disposed.
- There were 269 applications for leave to apply for Judicial Review, 23 applications for Judicial Review and three ancillary applications received.
- There were 73 adoption cases and applications received and 65 disposed. The average time taken from issue to disposal was 26 weeks, an increase of 3 weeks from 2024.
- There were 2,326 divorce petitions received (914 (39%) for 2 years separation with consent), 827 decrees granted and 774 decrees absolute issued.

### Magistrates' Court

- Within the 4,274 Magistrates' sitting days during the year, 72% were adult criminal, 7% youth criminal and 21% civil and family days.
- There were 350 new civil applications, 3,000 new family applications and 34,080 new adult and 1,054 new youth defendants received.
- In terms of disposals there were 313 civil and 2,658 family applications and 33,307 adult and 1,025 youth defendants disposed.
- The average waiting times from summons/charge to disposal in the adult and youth criminal courts were 14 and 20 weeks respectively; from date of receipt to disposal the average waiting time was 26 weeks for civil applications and 8 weeks for family applications.
- All receipts and disposals, except for civil and family applications received, were lower than the comparative figures for the previous year.

### About this report

The publication presents the following statistics for the Northern Ireland Courts and Tribunals Service for the calendar year 2025 –

- The number of Children Order applications received and disposed at Family Proceedings Courts, Family Care Centres and the High Court, together with waiting times from lodgment to disposal (section 3);
- County Court business received and disposed, waiting times and sitting days in County Courts (section 4);
- Court of Appeal business received and disposed, waiting times and sitting days in Court of Appeal (section 5);
- The number of cases and defendants received and disposed, waiting times, pleas and findings and sittings at the Crown Court (section 6);
- Business received and disposed, waiting times and sitting days in the Chancery, King’s Bench and Family Divisions of the High Court (section 7);
- The number of youth and adult defendants received and disposed, charges and outcomes, sittings, civil and family applications received and disposed and waiting times at Magistrates’ Courts (section 8);
- A summary of some other miscellaneous business areas such as Enforcement of Judgments Office, Coroners and Pensions Appeal Tribunals (section 9); and
- A breakdown of the Judge Court sitting days split by the majority type of business heard (section 10).

Comparative information for the previous year is also provided, along with an indication of whether any change is higher or lower. Trend information for the last six years is also included for some of the statistics.

It is important to note court activity during 2020 and 2021 was severely affected by the COVID-19 pandemic. During this time, the courts made more use of remote audio and video technology.

It should also be noted that Crown Court figures have been impacted by a withdrawal of services by Criminal Barristers. A partial withdrawal of services has been ongoing since 01 November 2024 with a full withdrawal of services undertaken from 06 January 2025 to 28 February 2025 and from 5 January 2026 to date.

Background information about the Children Order and the County, Court of Appeal, Crown, High and Magistrates’ Courts along with methodological information is available in the accompanying [NICTS statistics user guide](#) and [background quality report](#). A glossary of terms is also available in the [glossary](#).

Data in all tables and charts in the bulletin, along with supplementary data, are available from the DoJ website in the accompanying [spreadsheet](#).

The next update covering the calendar year 2026 will be published in June 2027. A full [publication schedule](#) is available on the DoJ website.

# 3

## Children Order

### Annual Business Overall

- During the year there were 1,784 sittings (4,059 hours), 4,516 Children Order applications received and 4,261 disposed.
- A total of 6,150 children were involved in the applications disposed. Gender and age breakdowns of the children were 52:48 male:female and 26% 0-4 years, 32% 5-8 years, 26% 9-12 years and 16% 13-16 years.
- Like each of the last five years, the most common reason for transferring Children Order applications during the year was complexity (75%, 569 of 761 reasons). This was followed by Consolidation (83), Jurisdiction (53), Return to Lower Court (28), Urgency (8), Convenience (7), Gravity (7), Point of Law (4) and Separate Representation for Child (2).
- In terms of orders made –
  - 1,210 were own motion;
  - 9,091 were interim; and
  - 6,048 were final.
- The average waiting time for applications disposed was 50.0 weeks for public and 28.6 weeks for private law.
- Supplementary data relating to the Children Order, are available from the DoJ website in the accompanying [spreadsheet](#).

Table 1: Children Order Business, 2025 compared with 2024

	2025	2024	% change from 2024
Sittings	1,784	1,781	<1% ↑
Hours sat	4,059	4,617	12% ↓
Applications received	4,516	4,553	1% ↓
Applications disposed	4,261	4,335	2% ↓
Number of children involved in applications disposed	6,150	6,209	1% ↓
Own motions orders made	1,210	1,164	4% ↑
Interim orders made	9,091	9,032	1% ↑
Final orders made	6,048	6,008	1% ↑
Average waiting time for disposal for public law (weeks)	50.0	50.3	1% ↓
Average waiting time for disposal for private law (weeks)	28.6	31.8	10% ↓

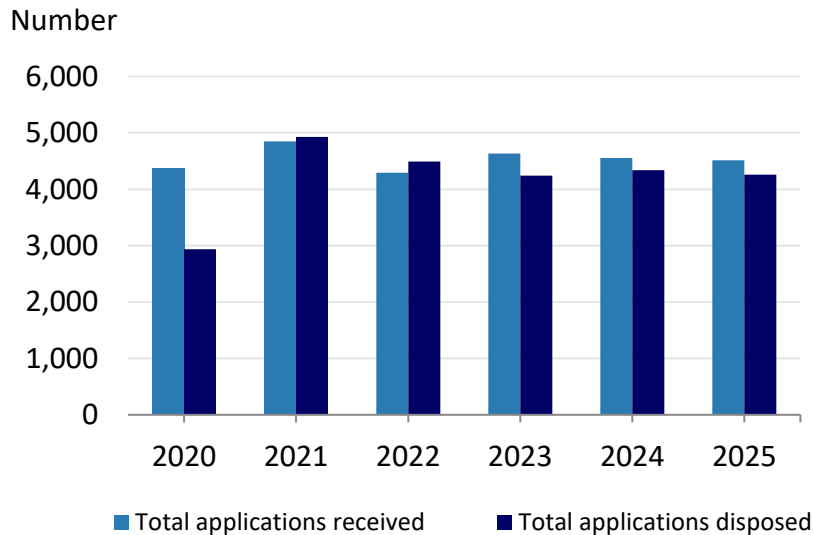
# 3

## Children Order

### Trends

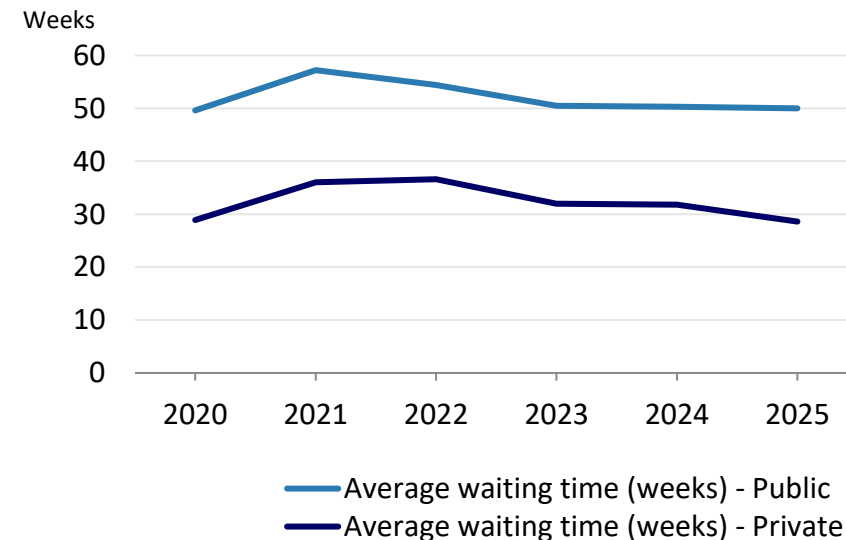
- Figure 1 shows the trend in applications received and disposed, from 2020 to 2025. The overall change between 2020 to 2025 was an increase of 3% in applications received, however the trend is mixed year-on-year.
- Applications disposed also increased between 2020 and 2025, but by a much larger percent (45%), like applications received, the trend year-on-year was mixed. Disposals were at their lowest level across the time series in 2020, however this is due to the COVID-19 pandemic and therefore should be treated with caution.

Figure 1: Children Order applications received and disposed 2020 to 2025



- Figure 2 shows the average waiting times for public law increased slightly between 2020 (49.6 weeks) and 2025 (50.0 weeks), with minimal change between 2023 and 2025 (decrease 1%). The average time peaked in 2021 at 57.2 weeks. Public law applications involve the local authorities and can often deal with complex and serious issues in relation to the welfare of a child, and this can affect waiting times.
- Average waiting times for private law applications between 2020 and 2025 decreased slightly, from 28.9 to 28.6 weeks, however this masks higher waiting times in the intervening years (36.0 and 36.6 in 2021 and 2022 respectively). Caution should be taken when interpreting these waiting times, as the 2020 and 2021 data has been severely impacted by the COVID-19 pandemic.

Figure 2: Average waiting times for applications disposed 2020 to 2025



# 4

## County Court

### Annual Business Overall

- County Court and District Judges sat a total of 4,601 sitting days during the year. Within those days, 2,356 (51%) were majority Crown Court days; 1,750 (38%) were majority County Court Judge civil days; and 495 (11%) were majority District Judge civil days.
- During the year –
  - 12,972 civil bills were received and 10,639 disposed.
  - In terms of cases 148 equity, 766 ejectment, 8,049 small claims and 5 criminal damage cases were received; 178 equity, 520 ejectment, 7,200 small claims and 7 criminal damage cases were disposed.
  - 1,242 divorce decrees were granted and 1,297 decrees absolute issued.
  - 236 licence applications were received and 220 disposed.
- Table 2 shows that compared to last year, there was an increase in the receipts of civil bills and small claims, with all other receipts falling or staying the same. There was also an increase in the disposals of civil bills and equity cases, while all other disposals decreased.
- Supplementary data relating to the County Court are available from the DoJ website in the accompanying [spreadsheet](#).

Table 2: County Court Business, 2025 compared with 2024

	2025	2024	% change from 2024
Sitting days	4,601	4,658	1%↓
Civil bills received	12,972	12,810	1%↑
Civil bills disposed	10,639	10,434	2%↑
Average time taken from issue to disposal of civil bill (weeks)	48	53	9%↓
Equity cases received	148	166	11%↓
Equity cases disposed	178	118	51%↑
Average time taken from issue to disposal of equity cases (weeks)	143	109	31%↑
Ejectment cases received	766	806	5%↓
Ejectment cases disposed	520	629	17%↓
Average time taken from issue to disposal of ejectment cases (weeks)	32	41	22%↓

## 4

## County Court

Table 2 continued: County Court Business, 2025 compared with 2024

	2025	2024	% change from 2024
Small claims received	8,049	7,700	5%↑
Small claims disposed	7,200	7,299	1%↓
Average time taken from issue to disposal of small claims cases (weeks)	24	23	4%↑
Criminal damage cases received	5	5	-
Criminal damage cases disposed	7	10	30%↓
Divorce decrees granted	1,242	1,360	9%↓
Decrees absolute issued	1,297	1,360	5%↓
Average time taken from issue to date divorce decree granted (weeks)	44	47	6%↓
Licences applications received	236	307	23%↓
Licences applications disposed	220	293	25%↓

# 4

## County Court

### Trends

- Figures 3 and 4 illustrate trends in the number of civil bills received with a notice of intention and civil bills disposed by disposal method from 2020 to 2025. The total number of receipts increased year-on-year, while disposals also rose annually, with the exception of a slight decrease in 2022.
- Figure 5 provides an overview of trends for ejectment cases received and disposed from 2020 to 2025, with both decreasing from 2023.

Figure 3: Civil bills with notice of intention to defend received 2020 to 2025

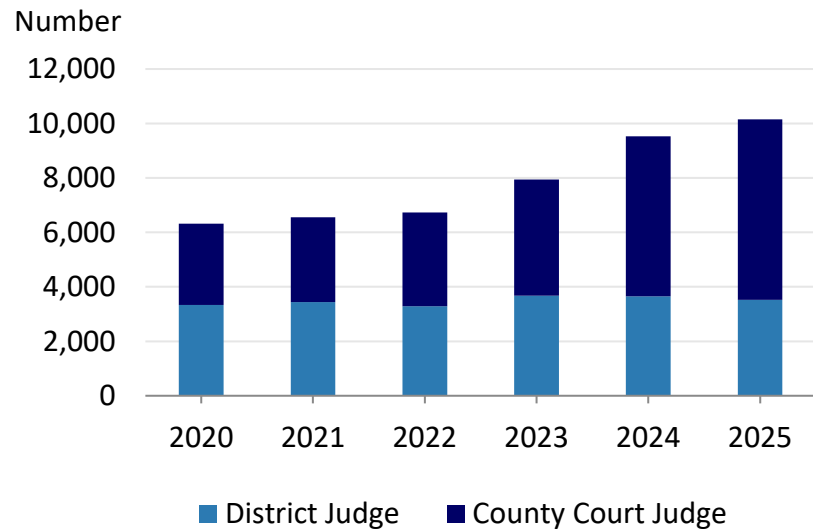


Figure 4: Civil bills disposed by method of disposal 2020 to 2025

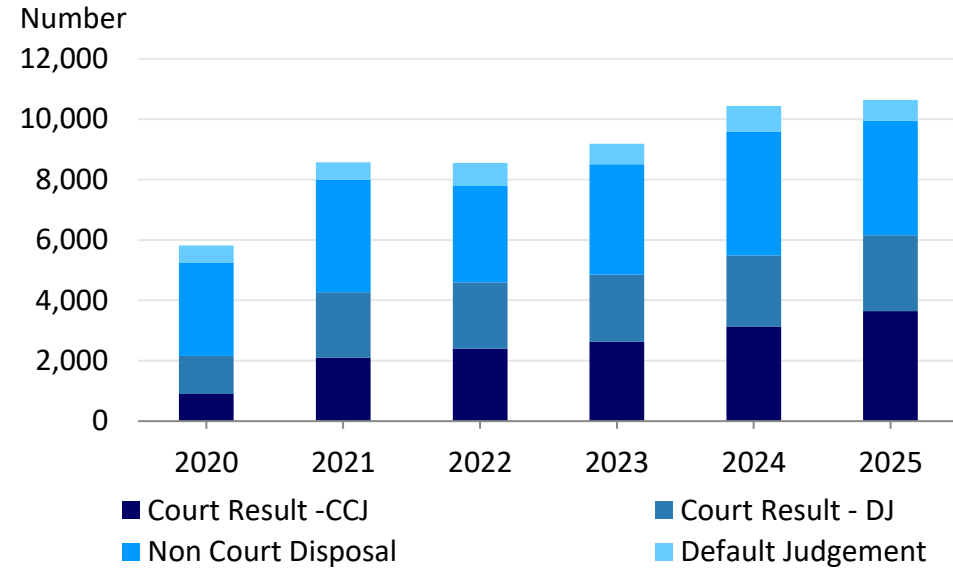
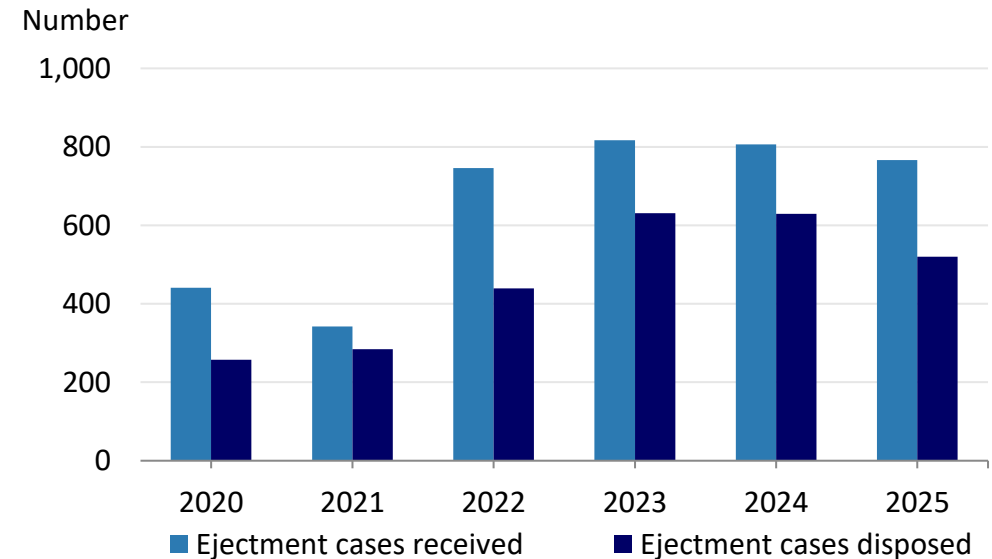


Figure 5: Ejectment cases received and disposed 2020 to 2025



# 4

## County Court

- Figure 6 provides an overview of trends in small claims received, showing annual increases from 2020 to 2025, apart from a decrease recorded in 2024.
- Figure 7 shows the trends for criminal damage cases received and disposed, with figures for both remaining low (10 or less per year).
- Figure 8 illustrates trends in the number of divorce decrees granted by reason from 2020 to 2025, with “two years with consent” consistently the most common reason, and adultery the least common.

Figure 6: Small claims cases received 2020 to 2025

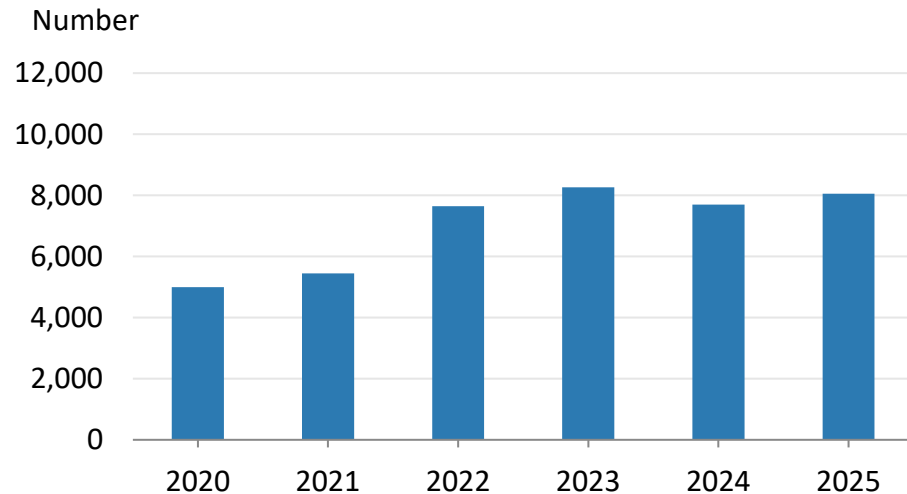


Figure 7: Criminal damage cases received and disposed 2020 to 2025

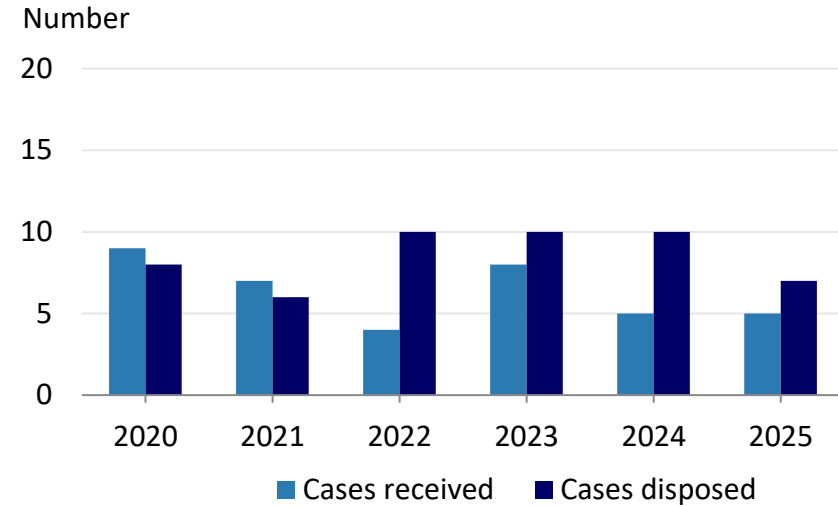
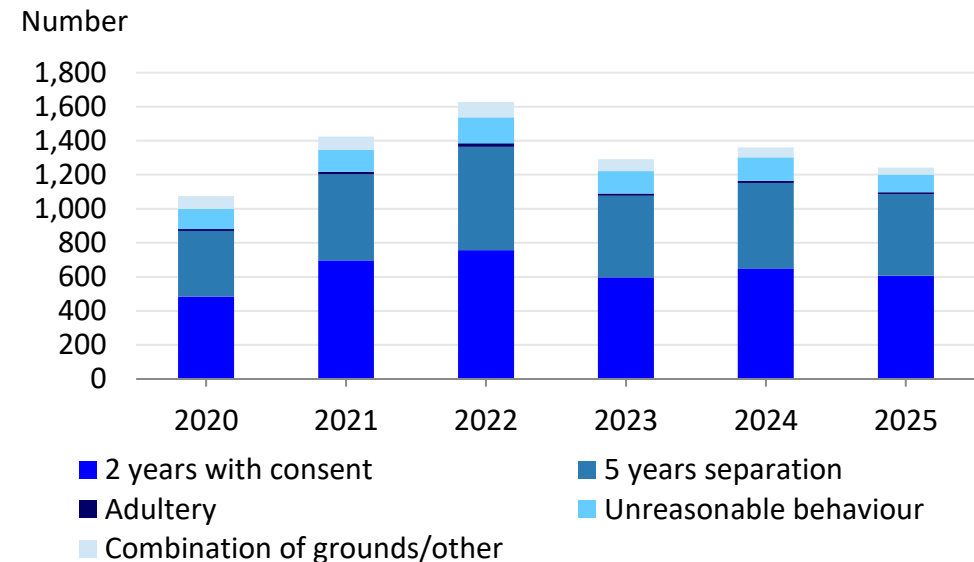


Figure 8: Divorce petitions by number of decrees granted by reason 2020 to 2025



# 5

## Court of Appeal

### Annual Business Overall

- During the year there were 57 sitting days spent on criminal appeals and 121 sitting days on civil appeals.
- There were 95 criminal and 98 civil appeals received, and 113 criminal appeals and 85 civil appeals disposed.
- Compared to the previous year the number of criminal appeals and civil appeals received decreased, and criminal appeals disposed increased, whilst disposals for civil appeals decreased.
- Supplementary data relating to the Court of Appeal, are available from the DoJ website in the accompanying [spreadsheet](#).

Figure 9: Court of Appeal Sitting Days 2020 to 2025

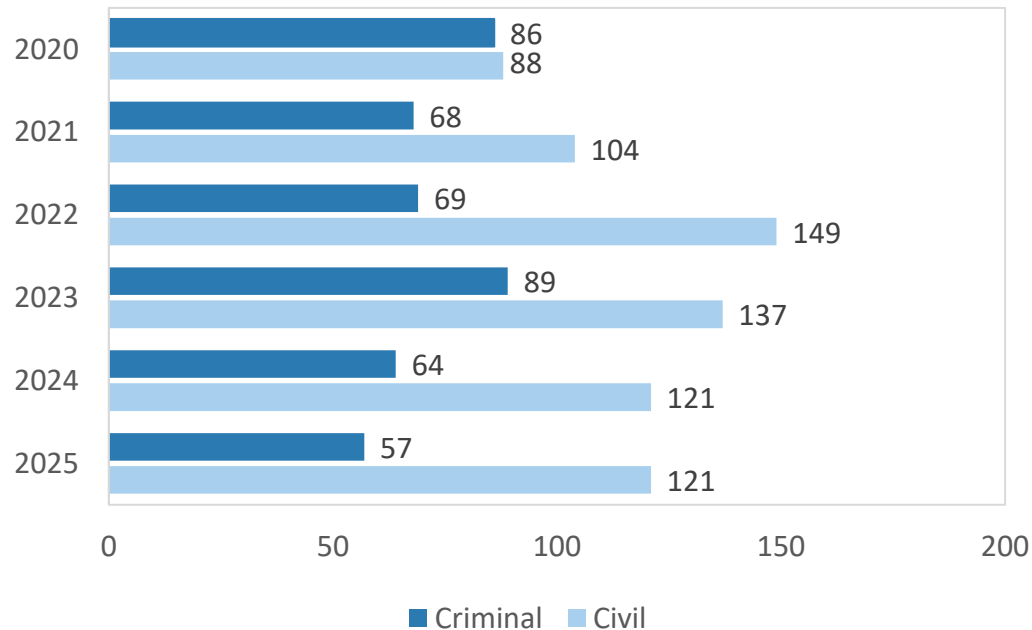


Table 3: Court of Appeal Business, 2025 compared with 2024

	2025	2024	% change from 2024
Criminal Appeal Court Sitting Days	57	64	11%↓
Civil Appeal Court Sitting Days	121	121	-
Criminal Appeals received	95	100	5%↓
Criminal Appeals disposed	113	100	13%↑
Civil Appeals received	98	126	22%↓
Civil Appeals disposed	85	110	23%↓

### Annual Business Overall

Please note that figures have been impacted by a withdrawal of services by Criminal Barristers. A partial withdrawal of services has been ongoing since 01 November 2024 with a full withdrawal of services undertaken from 06 January 2025 to 28 February 2025 and from 5 January 2026 to date.

- During the year there were 2,779 sittings (4,738 hours sat). County Court Judges disposed of 98% of defendants (1,658 of 1,691), a figure that has remained relatively stable over the last six years (98-99%).
- There were 1,609 cases and 1,891 defendants received during the year and 1,376 cases and 1,691 defendants disposed. In comparison to the previous year the number of cases and defendants received both increased whilst the number of cases and defendants disposed, decreased.
- Average time from committal to hearing was 182 days, an increase from the previous year (149); and average time from conviction to disposal was 95 days, also an increase from the previous year (86).
- Similar to previous years the majority of defendants disposed (45%) were charged with a combination of offences (Figure 10 on following page).
- Supplementary data relating to the Crown Court, are available from the DoJ website in the accompanying [spreadsheet](#).

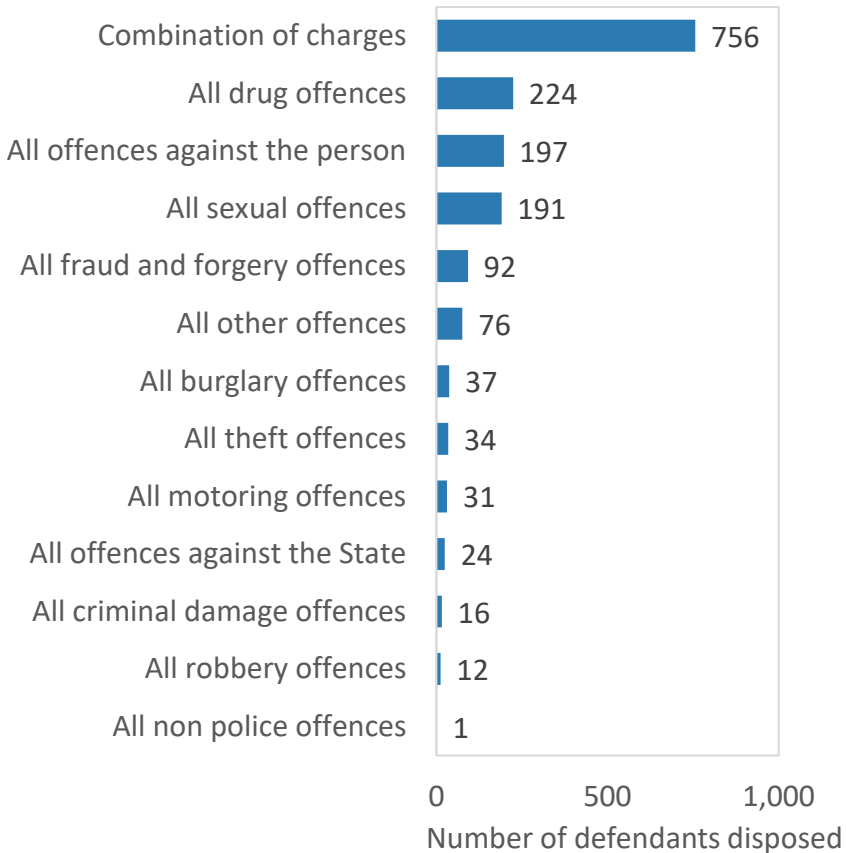
Table 4: Crown Court Business, 2025 compared with 2024

	2025	2024	% change from 2024
Sittings	2,779	2,931	5%↓
Hours sat	4,738	5,801	18%↓
Cases received	1,609	1,520	6%↑
Cases disposed	1,376	1,498	8%↓
Defendants received	1,891	1,816	4%↑
Defendants disposed	1,691	1,822	7%↓
Defendants pleading guilty to all charges	386	398	3%↓
Defendants found guilty on at least one charge	1,070	1,187	10%↓
Average time from committal to hearing (days)	182	149	22%↑
Average time from conviction to disposal (days)	95	86	10%↑

# 6

## Crown Court

Figure 10: Crown Court defendants disposed by charge type 2025



### Trends

- Figure 11 shows Crown Court cases received increased year-on-year from 2022 to 2025, while cases disposed generally increased between 2020 and 2024, before decreasing in 2025.
- Figure 12 illustrates an overall rise the average waiting times from committal to hearing between 2020 and 2025, increasing from 127 days to 182 days, with a brief reduction to 149 days in 2024. Meanwhile, average waiting times from conviction to disposal increased generally over the past six years, peaking at 95 days in 2025. However, since 2022, the annual increases have been more modest rising gradually from 82 to 86, and then to 95 days. Some figures will have been affected by delays resulting from the COVID-19 pandemic and the withdrawal of services by Criminal Barristers

Figure 11: Crown Court cases received and disposed 2020 to 2025

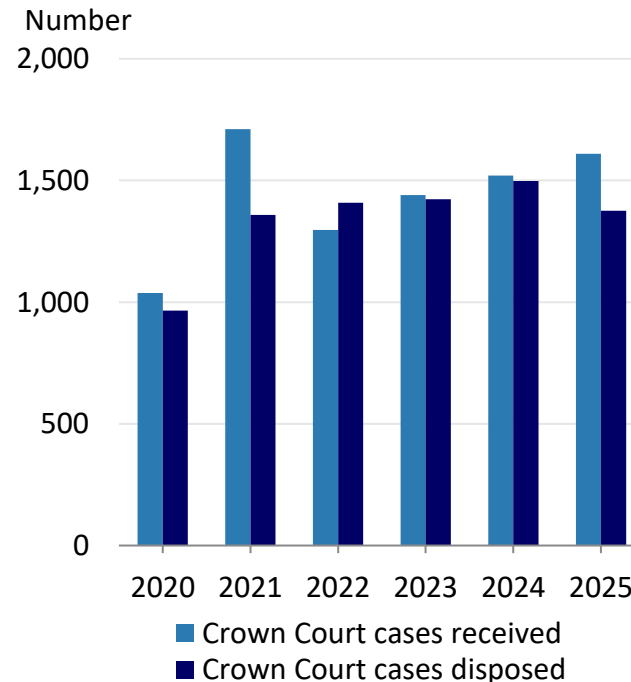
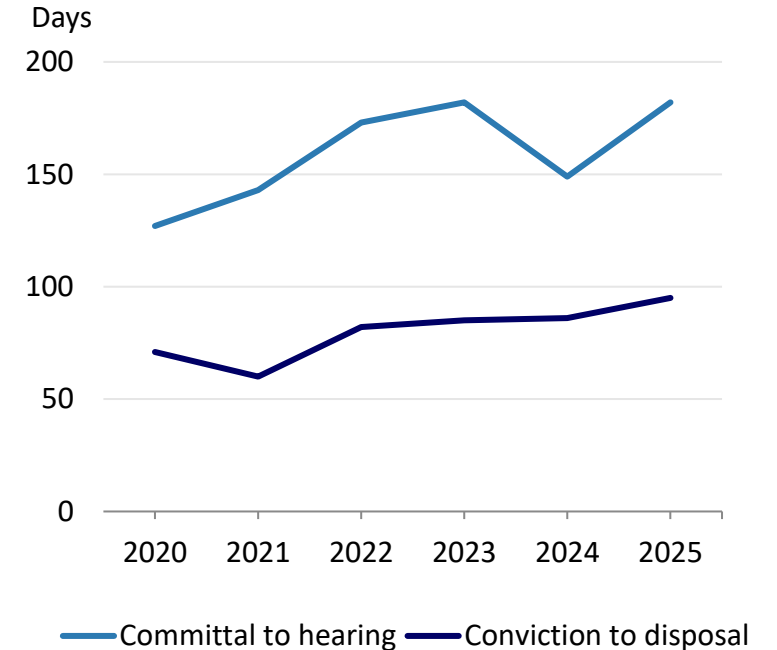


Figure 12: Average Crown Court waiting times 2020 to 2025



### Annual Business Overall

- There were 1,972 High Court sitting days during the year, the highest proportion of which was spent on Bails business (22%), followed by King’s Bench business (15%) and Crown business (13%).
- King’s Bench business included –
  - 5,501 writs and originating summons received and 2,648 disposed;
  - 2,294 applications received and 1,796 disposed; and
  - 269 applications for leave to apply for Judicial Review, 23 applications for Judicial Review and three ancillary applications received.
- Chancery Division business included –
  - Receipt of 2,246 cases (59% which were Chancery, 20% bankruptcy and 20% companies cases) and disposal of 2,152 cases; and
  - 7,450 grants issued in the Probate office.

Table 5: High Court Business – King’s Bench and Chancery Divisions, 2025 compared with 2024

	2025	2024	% change from 2024
Sitting days	1,972	2,052	4%↓
King’s Bench Writs & originating summons received	5,501	4,934	11%↑
King’s Bench Writs & originating summons disposed	2,648	3,554	25%↓
King’s Bench Applications Received	2,294	2,085	10%↑
King’s Bench Applications Disposed	1,796	1,756	2%↑
Applications for leave to apply for Judicial Review received	269	257	5%↑
Applications for Judicial Review received	23	49	53%↓
Ancillary applications received	3	1	200%↑
Chancery Division cases received	2,246	2,397	6%↓
Chancery Division cases disposed	2,152	1,827	18%↑
Grants issued in the Probate office	7,450	7,322	2%↑

# 7

## High Court

- Family Division business included –
  - 73 adoption cases and applications received and 65 disposed during the year;
  - 2,326 divorce petitions received, 827 decrees granted and 774 decrees absolute issued, the most common reason being for 2 years separation with consent (914:39%, 268:32%, 264:34% respectively);
  - 276 Official Solicitor’s Office Patients cases received and 161 disposed with a current caseload of 691 cases at the end of the year.
- Table 5 shows that Applications for Judicial Review received; Chancery Division cases received; Adoption cases and applications received and Divorce petitions received, all decreased compared to the previous year.
- Supplementary data relating to the High Court, are available from the DoJ website in the accompanying [spreadsheet](#).

Table 5 continued: High Court Business – Family Division, 2025 compared with 2024

	2025	2024	% change from 2024
Adoption cases & applications received	73	76	4%↓
Adoption cases & applications disposed	65	75	13%↓
Average time taken from issue to disposal for adoption case/application (weeks)	26	23	13%↑
Divorce petitions received	2,326	2,488	7%↓
Decrees granted in High Court	827	836	1%↓
Decrees absolute issued	774	868	11%↓
Average time taken from issue of divorce petition to date decree granted (weeks)	59	61	3%↓
Official Solicitor’s Office Patients cases received	276	243	14%↑
Official Solicitor’s Office Patients cases disposed	161	87	85%↑
Official Solicitor’s Office Minors cases received	142	132	8%↑
Official Solicitor’s Office Minors cases disposed	74	44	68%↑

# 7 High Court

## Trends

- Figures 13 and 14 presents trends in Chancery and King’s Bench cases received. Although the overall number of Chancery cases increased between 2020 to 2025, there were fluctuations within this period, with both increases and decreases recorded, in the intervening years. King’s Bench cases rose year-on-year from 2020 to 2025, apart from one period of decrease in 2023.
- Figure 15 provides an overview of Judicial Reviews received, with the number decreasing overall from 2020 to 2025, with the peak in 2021.

Figure 13: Chancery cases received 2020 to 2025

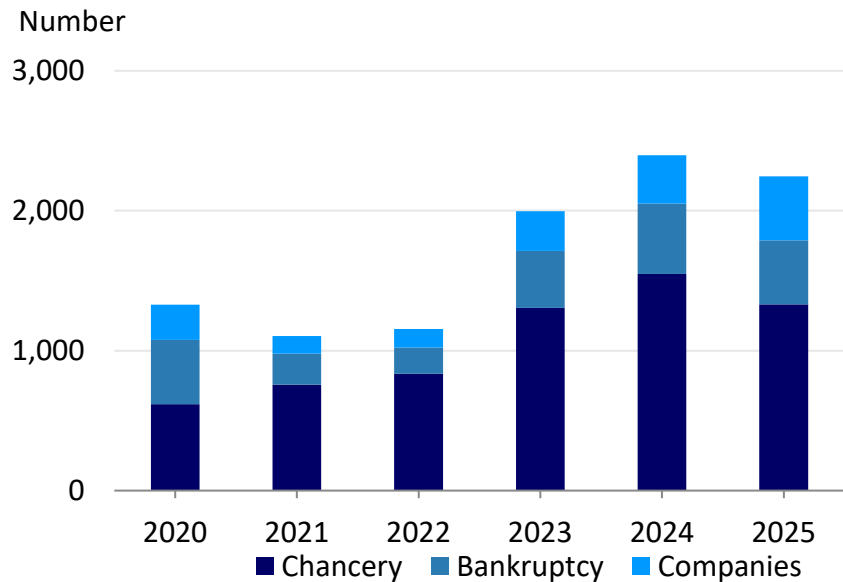


Figure 14: King’s Bench cases received 2020 to 2025

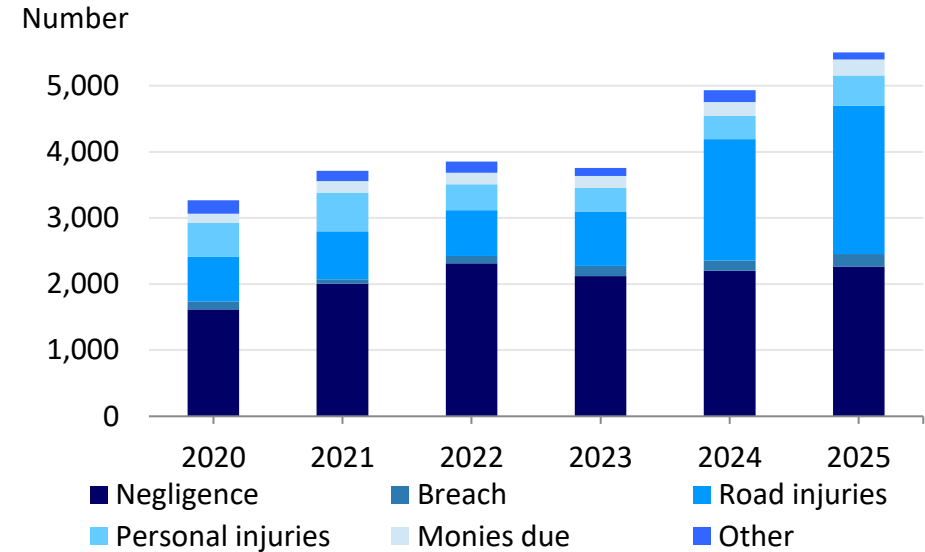
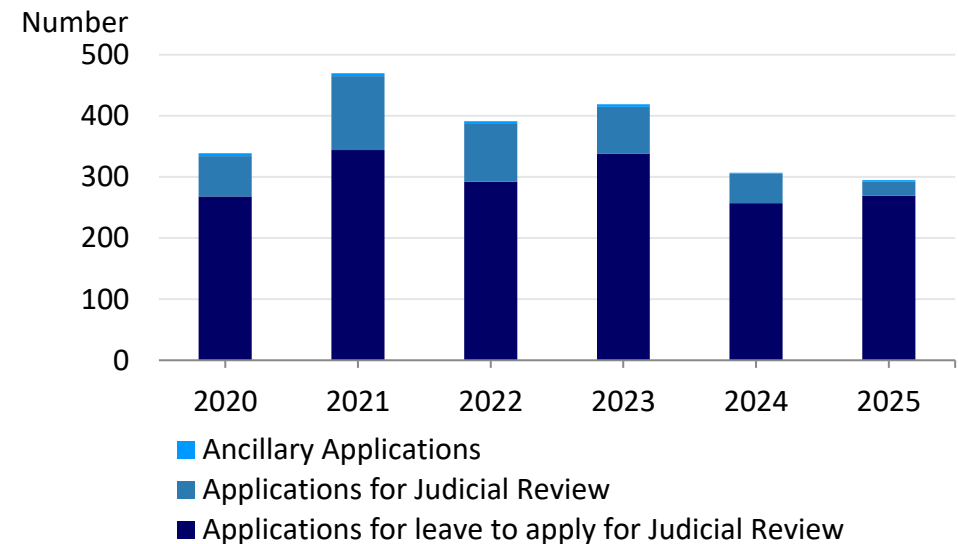


Figure 15: Applications for Judicial Review received 2020 to 2025



- Figure 16 provides an overview of adoption cases and applications received and disposed. The number of receipts and disposals was similar in 2020 and 2025, with receipts of 70 and 73 respectively and disposals of 67 and 65. However, this masks fluctuations in the intervening years, with receipts peaking at 92 during 2023 and disposals reaching 92 in 2022.
- Figure 17 shows the trends in the number of decrees granted by reason. The number of decrees granted increased year-on-year from 2021 to 2023, then decreased in 2024 and 2025, with 2 years separation with consent remaining the most common reason across all years (32% in 2025).

Figure 16: Adoption cases and applications received and disposed 2020 to 2025

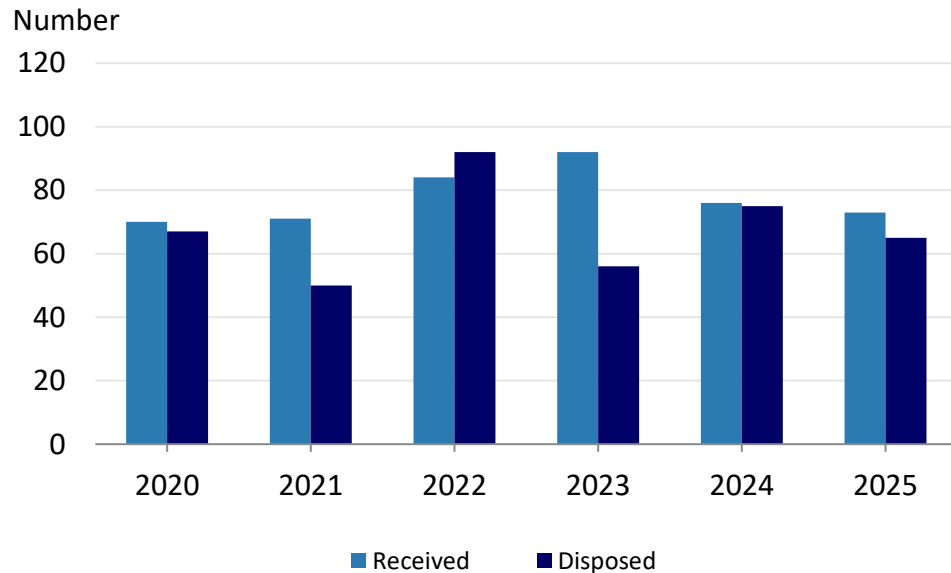
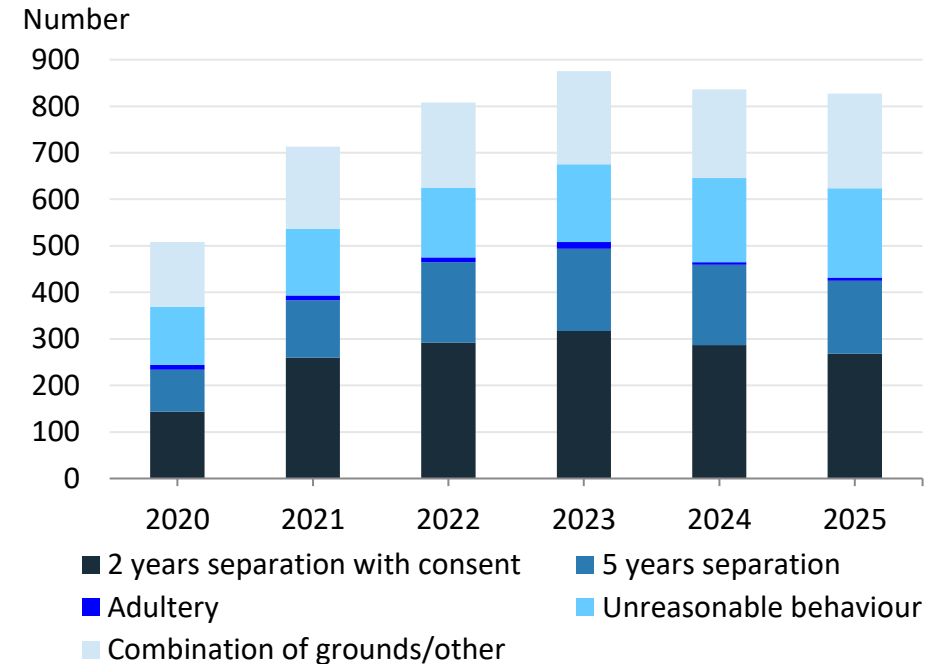


Figure 17: Decrees granted by reason 2020 to 2025



# 8

## Magistrates' Court

### Annual Business Overall

- Within the 4,274 total sitting days, 72% were adult criminal, 7% were youth criminal and 21% were civil and family days.
- There were 350 new civil and 3,000 new family applications and 34,080 new adult and 1,054 new youth defendants received.
- There were 33,307 adult and 1,025 youth defendants and 313 civil applications and 2,658 family applications disposed.
- All receipts and disposals, except for civil and family applications received, were lower than the comparative figures for the previous year.
- Supplementary data relating to the Magistrates' Court, are available from the DoJ website in the accompanying [spreadsheet](#).

Table 6: Magistrates' Court Sitting Days, 2025 compared to 2024

	2025	2024	% change from 2024
Adult	3,092	3,112	1%↓
Youth	278	253	10%↑
Civil & Family	904	929	3%↓
Total	4,274	4,294	<1%↓

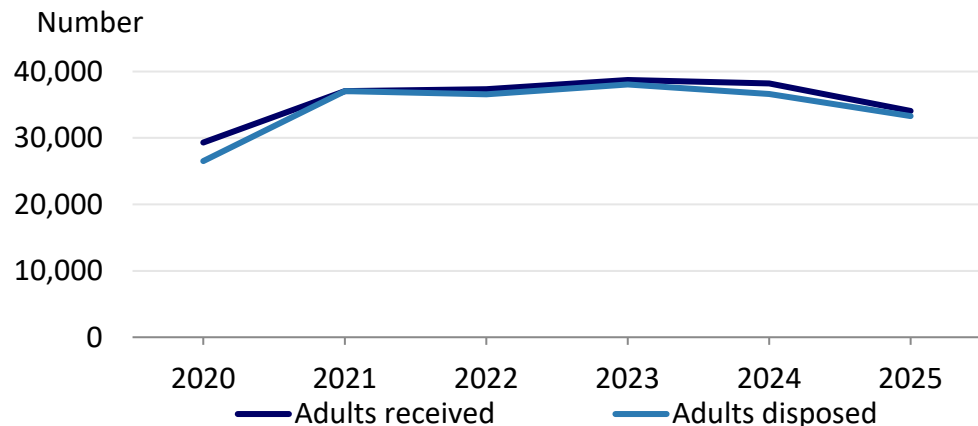
Table 7: Magistrates' Court Business, 2025 compared with 2024

	Adult 2025	Adult 2024	% change from 2024	Youth 2025	Youth 2024	% change from 2024	Civil 2025	Civil 2024	% change from 2024	Family 2025	Family 2024	% change from 2024
Defendants or applications received	34,080	38,204	11%↓	1,054	1,082	3%↓	350	346	1%↑	3,000	2,971	1%↑
Defendants or applications disposed	33,307	36,610	9%↓	1,025	1,142	10%↓	313	326	4%↓	2,658	2,765	4%↓
Average waiting time (weeks)	14	14	-	20	20	-	26	27	4%↓	8	9	11%↓

## Trends

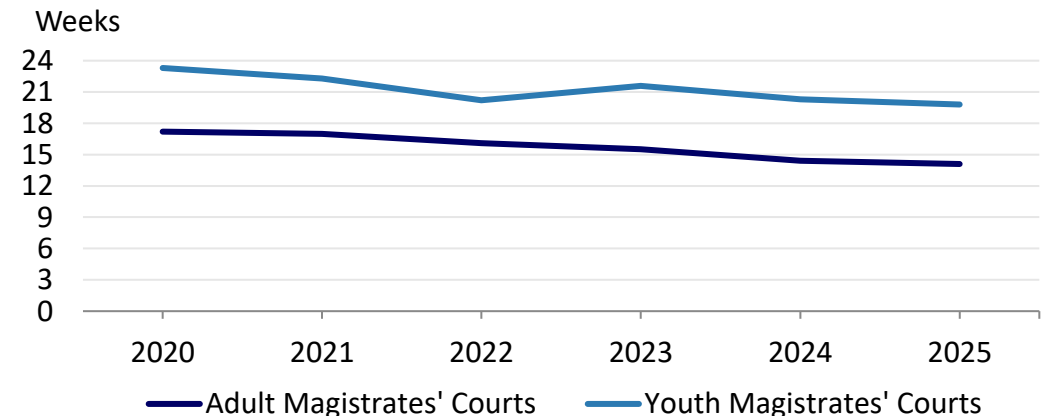
- Figure 18 shows the volume of both adult criminal defendants received and disposed over the last 6 years.
- The number of adult defendants received increased yearly from 2020 to 2023 followed by a decline in 2024 and 2025. The number disposed fluctuated between 2020 to 2025 but showed a general downward trend between 2021 and 2025. Disposals in 2020 were exceptionally low due to the COVID-19 pandemic.
- The volume of youth defendants received increased from 895 in 2020 to 1,207 in 2023 then decreased yearly in 2024 and 2025 to 1,054. Youth Defendants disposed fluctuated between 828 in 2020 and 1,025 in 2025.
- Some figures will have been affected by delays resulting from the COVID-19 pandemic.

Figure 18: Adult criminal defendants received and disposed 2020 to 2025



- Figure 19 shows the average waiting time in the adult Magistrates' court from summons / charge to disposal has decreased yearly from 17.2 weeks in 2020 to 14.1 weeks in 2025.
- The average waiting time in the youth court from summons / charge to disposal fell from 23.3 weeks in 2020 to 20.2 weeks in 2022, rose to 21.6 weeks in 2023, and fell again in both 2024 and 2025 reaching 19.8 weeks in 2025.

Figure 19: Average waiting times in adult and youth Magistrates' Courts (summons/charge to disposal weeks) 2020 to 2025



## 9

## Miscellaneous

Percentage changes between 2024 and 2025 for receipts and disposals, fluctuated across the miscellaneous business areas. Areas showing an increase included, The EJO (Notices of Intention to enforce lodged, applications for enforcement accepted and repossessions completed), Pensions Appeal Tribunal (Specified Decision appeals received and cleared) and Coroners (number of inquests held and other disposals of registered entries).

Table 8: Enforcement of Judgments Office, Social Security Commissioners, Pensions Appeal Tribunals and Coroners' Business, 2025 compared with 2024

Business Area	Type of Business	2025	2024	% change from 2024
EJO	Notices of Intention to enforce lodged	5,015	4,091	23%↑
	Applications for enforcement accepted	3,207	2,845	13%↑
	Repossessions Completed	339	271	25%↑
Social Security Commissioners	Leave to appeal to Commissioners received	61	70	13%↓
	Leave to appeal to Commissioners cleared	50	67	25%↓
	Appeals to Commissioners received	32	58	45%↓
	Appeals to Commissioners cleared	36	63	43%↓
Pensions Appeal Tribunals	Entitlement Appeals received	10	14	29%↓
	Entitlement Appeals cleared	17	18	6%↓
	Assessment Appeals received	16	19	16%↓
	Assessment Appeals cleared	18	44	59%↓
	Specified Decision Appeals received	7	2	250%↑
	Specified Decision Appeals cleared	3	2	50%↑
	Armed Forces Compensation Scheme Appeals received	4	8	50%↓
	Armed Forces Compensation Scheme Appeals cleared	8	16	50%↓

## 9

## Miscellaneous

Table 8 continued: Enforcement of Judgments Office, Social Security Commissioners, Pensions Appeal Tribunals and Coroners' Business, 2025 compared with 2024

Business Area	Type of Business	2025	2024	% change from 2024
Coroners	Number of deaths reported	5,378	5,393	<1%↓
	Number of inquests held	79	67	18%↑
	No inquest with post mortem	1,336	1,660	20%↓
	No inquest and no post mortem	3,633	3,695	2%↓
	Other disposals of registered entries	359	298	20%↑

# 10 | Sitting Days

Judge court sitting days decreased during 2025 compared with 2024 for High Court Judges, Deputy County Court Judges, Deputy District Judges and District Judge Magistrates' Court.

Table 9: Judge Court Sitting Days\*, 2025 compared with 2024

	2025	2024	% change from 2024
High Court Judge Sitting Days	1,972	2,052	4%↓
High Court Judge Average Sitting Time	1:35	1:32	3%↑
County Court Judge Sitting Days	3,313	3,262	2%↑
County Court Judge Average Sitting Time	1:55	2:14	14%↓
Deputy County Court Judge Sitting Days	370	438	16%↓
Deputy County Court Judge Average Sitting Time	2:31	2:35	3%↓
District Judge Sitting Days	707	646	9%↑
District Judge Average Sitting Time	2:14	2:11	2%↑
Deputy District Judge Sitting Days	211	312	32%↓
Deputy District Judge Average Sitting Time	2:24	2:14	7%↑
District Judge Magistrates' Court Sitting Days	4,274	4,294	<1%↓
District Judge Magistrates' Average Sitting Time	3:12	3:15	2%↓

\*A court sitting day is counted as any day where the judiciary sit in court. It does not include time in chambers or days where judiciary are sitting in chambers.

# 11 | Appendix 1 - Methodology

## Data Source and Coverage

The statistics are produced using administrative data sourced from the Integrated Court Operations System (ICOS). ICOS is a live operating system used in each court tier to process every part of court business, from receipt of payments through to the production of final orders made. The data are input into this system on a daily basis by court clerks, and this information is checked and confirmed by another member of staff to ensure the data entries are correct.

Full details of data relevance, accuracy, timeliness, accessibility, coherence, user need, cost and confidentiality is available in the accompanying [background quality report](#). Details of the data quality checks and processes that DoJ has in place are available in the Quality Assurance of Administrative Data ([QAAD](#)) document on the DoJ website.

## Counting Rules

- Children Order

Receipts are counted from the date the case is entered onto ICOS. Disposals are counted from the result date that a final order was made against the case changing the case status to dealt with.

- County Court

Receipts are counted from the date the case is entered onto ICOS and the fees are receipted. Disposals are counted from the result date that a final order was made against the case or the date an applicant withdraws or discontinues their application prior to the hearing, changing the case status to dealt with.

- Court of Appeal

Receipts are counted from the date the appeal is entered onto ICOS. Disposals are counted from the result date that a final order was made against the appeal changing the appeal status to dealt with.

- Crown Court

Receipts are counted from the date the case is committed to the Crown Court from the Magistrates' Court. Disposals are counted from the result date that a final order was made against the case changing the case status to dealt with.

# 11 | Appendix 1 - Methodology

- High Court

Receipts are counted from the date the case is entered onto ICOS and the fees are receipted. Disposals are counted from the result date that a final order was made against the case, or the date an applicant withdraws or discontinues their application prior to the hearing, changing the case status to dealt with.

- Magistrates' Court

Receipts are counted from the date a served summons or a charge sheet is received by the Magistrates' Court office. Disposals are counted from the result date that a final order was made against the case changing the case status to dealt with.

- Miscellaneous

Receipts are counted from the date the case is entered onto the specific operating system used by the business area. Disposals are counted from the result date that the case was finally marked as closed on the operating system.

- Judge Court Sitting Days

A court sitting day is counted as any day where the judiciary sit in court. It does not include time in chambers or days where judiciary are sitting in chambers.