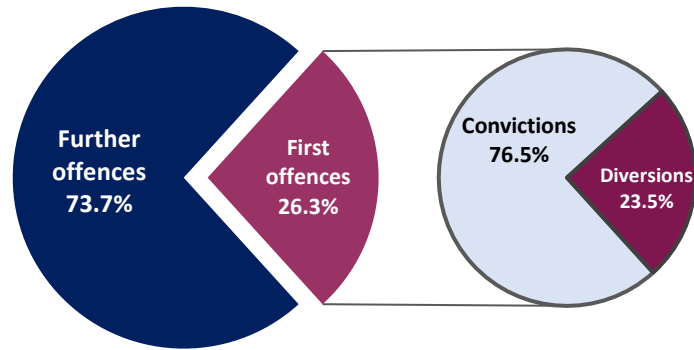
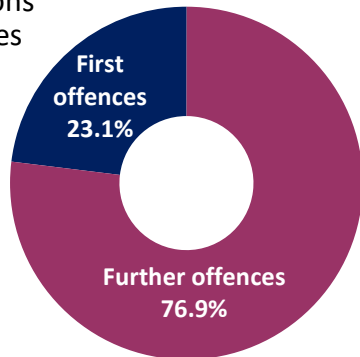


## Cases overall

28,188 cases dealt with by conviction or diversion, **7,409 (26.3%)** were first offences

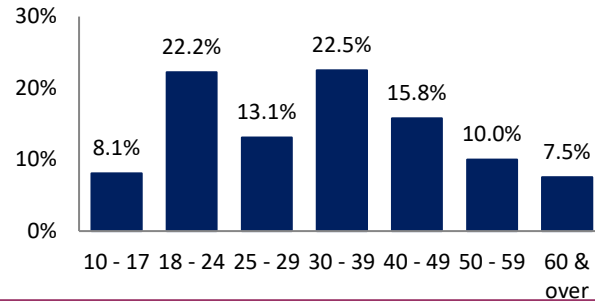


23.1% of all convictions were for first offences



## Age

18 to 24 and 30 to 39-year-olds made up just under half (44.7%) of First Time Entrants



## Gender

**69.4%** were male\*

**30.6%** were female

\*Figures for males include a small number of organisations, transgender and gender not specified.

## Offences

### Convictions

**94.6%** • Motoring

**88.1%** • Sexual

**78.4%** • Miscellaneous

First offences in the **motoring, sexual and miscellaneous offence** categories were mostly dealt with by **conviction**

## Outcomes



**61.4%** of first offences resulted in **Monetary penalties**



**2.7%** of first offences resulted in **Imprisonment**

**Motoring offences** accounted for **60.3%** of all first-time entrants



## 2024-25 compared to previous year

	2023-24		2024-25
Number of first time entrants	<b>7,872</b>	↓	<b>7,409</b>
First time entrants as a proportion of all offenders	<b>26.5%</b>	↓	<b>26.3%</b>
First time offenders as a proportion of all receiving diversions	<b>48.1%</b>	↔	<b>48.1%</b>

### Diversions – out of court

**70.7%** • Possession of weapons

**68.8%** • Drugs

**66.5%** • Criminal damage & arson

First offences in the **possession of weapons, drugs and criminal damage & arson** categories were mostly dealt with by **diversion**